



**KHSAA TITLE IX
ANNUAL REPORT SUBMISSION
STATUS REPORT
2007-2008**

KHSAA
Form T65
Revised 3/08

TO: KHSAA Member School Superintendents, Principals, and Athletic Directors

FROM: Brigid L. DeVries, Commissioner
Larry Boucher, Assistant Commissioner

DATE: April 22, 2008

School	Bell County High School	Reviewed by	Martha Mullins
--------	-------------------------	-------------	----------------

The following is a status report regarding the required 2007 - 2008 Title IX Annual Report submission of forms due into the KHSAA office by April 15, 2008. Appropriate KHSAA Audit Team personnel have reviewed these forms and the following is a summary of this review.

I. Checklist of Forms properly submitted in a satisfactory manner:

<input checked="" type="checkbox"/>	GE 19 (Annual Verification)		T-35 (Budget Expenses)
<input checked="" type="checkbox"/>	T-1 (Summary Program Chart 1)		T-36 (Budget Expenses)
<input checked="" type="checkbox"/>	T-2 (Summary Program Chart 2)		T-41 (Checklist – Overall Interscholastic Program)
	T-3 (Summary Program Chart 3)		T-60 (Corrective Action Plan)
<input checked="" type="checkbox"/>	T-4 (Summary Program Chart 4)	<input checked="" type="checkbox"/>	T-63 (Interscholastic Survey Results)

II. Status

A.		2007 – 2008 Forms are satisfactory and no further information or action is necessary at this time.
B.	<input checked="" type="checkbox"/>	<p>Errors have been noted with respect to the following forms:</p> <p>1. Form T-3 was designed to be used in connection with the results from the Student Athletic Interests survey. Note the changes and questions marked on the attached. Note also the lower part of the form where space is provided for a plan to address interests. Submit an amended Form T-3 by June 1, 2008.</p> <p>2. Correction should be made on Form T-36 in the school's permanent Title IX file; Total expenditures for boys= \$129,805 (\$656 per athlete)</p> <p>3. Form T-41: check advantage to the boys on Accommodation of Interests and Abilities</p>
C.		The following forms were omitted and must be submitted by school representatives:
D.	<input type="checkbox"/> <input type="checkbox"/> <input type="checkbox"/> <input type="checkbox"/>	<p>According to the 2007-2008 data, the school appears to be meeting the standards established in:</p> <p><input type="checkbox"/> Test 1 (Athletic participation is proportionate to enrollment)</p> <p><input type="checkbox"/> Test 2 (History and continuing practice of program expansion)</p> <p><input type="checkbox"/> Test 3 (Full and effective accommodation of interests and abilities)</p>
E.	<input checked="" type="checkbox"/>	<p>Other Recommendation and Comments:</p> <p>1. Expenditures per athlete for girls=\$454. The differential between the amount spent on</p>

OK

		<p>individual male and female athletes was \$202. The guideline used by KHSAA for schools who sponsor football is \$100 for boys due to the greater expense for football equipment. Please submit a letter from the principal justifying the difference in these expenditures by June 1, 2008.</p> <p>2. Form T-60, Corrective Action Plan, did not list actual actions to be taken to correct facility needs. Submit an amended Form T-60 with planned action to correct the long-standing need to provide an adequate softball field, by June 1, 2008.</p>
--	--	---

OK

2007-2008
ACCOMMODATION OF INTERESTS AND ABILITIES
SUMMARY PROGRAM CHART 3

KHSAA
 Form T3
 Rev. 12/07


Participation Opportunities Test Three

FOR ANY QUESTION ANSWERED "YES" IDENTIFY THE RESPECTIVE SPORT(S).

	GIRLS (Yes / No)		BOYS (Yes / No)
1. For a sport <u>not</u> currently offered in your interscholastic athletics program, is there sufficient interest to form a viable interscholastic team based on participation on an intramural team.	No		No
2 For a sport <u>not</u> currently offered, is there sufficient interest, <u>based on the responses to your most recent Student Interest Survey</u> , to form a viable interscholastic team for a sport not currently offered. If yes, what sport?	YES No GOLF SOCCER		YES No SOCCER WRESTLING
3. For a sport currently offered at the junior varsity or freshman level is there sufficient interest, based on your most recent Student Interest Survey, to form a varsity team not currently offered?	No		No
4. For a sport currently offered at the varsity level only, is there sufficient interest, based on your most recent Student Interest Survey, to form a viable team for a junior varsity or freshman team that is not currently offered?	No		No
5. If you answered YES to question (1) (2) (3), or (4), <u>are there enough high schools in the geographic area offering the sport (at the appropriate level) to allow for the development of a reasonable schedule of competition?</u>	YES ? GOLF ? No SOCCER ?		YES ? SOCCER ? No

Plans to Address Interest:

Principal's Signature :



Date:

4/14/01



KENTUCKY HIGH SCHOOL ATHLETIC ASSOCIATION
2007-2008 ANNUAL VERIFICATION OF TITLE IX PROCEDURES

KHSAA Form GE19
Rev. 12/07

(To be submitted by April 15, 2008 along with other required forms)

The Bell County High School High School, Pineville, Kentucky
 (Name of High School) (City)

certifies to the Kentucky High School Athletic Association that the following is an accurate and true representation of the facts surrounding compliance with 20 U.S.C. Sections 1681-1688, et. Seq. (also known as Title IX)

I certify the following provisions in accordance with records at the school contained in the permanent Title IX file, at least one copy of which must be maintained in the Principal's office, and to the best of my knowledge have completed the following tasks.

Established a gender equity committee at the high school. (list committee personnel and provide attachment if necessary)

Name	Address	Phone	Title
(Supt., Principal, Student, Parent, Coach, Etc.)			
Jeff Saylor	Rt 1 Box 88 Pineville, KY	606-337-7061	Principal
Dudley Hilton	Rt 1 Box 88 Pineville, KY	606-337-7061	Athletic Director
Samantha Young	Rt 1 Box 87C Pineville, KY	606-337-3104	Coach-Girls Basketball
Jeff Brock	Rt 1 Box 88 Pineville, KY	606-337-7061	Coach Softball Girls
Chuck Blank	Rt 1 Box 88 Pineville, KY	606-337-7061	Coach-Track & Cross Country
Sheb Stewart	340 Virginia Ave. Pineville	606-337-7051	Board Member
Wilma Denny	Rt 7 Box 256-A Pineville	606-337-7406	Parent
Mikaela Robbins	Rt 2 Box 78C Middlesboro	606-248-0959	Student
Cody Saylor	18 Castleford Way Middlesboro	606-248-8877	Student

Scheduled a minimum of three meetings during the 2007-2008 school year on the following dates:

September 20, 2007
February 20, 2007
April 14, 2008

Designated the following person(s) as the Title IX coordinator for the school:

Name	Title	Address	Phone
Jeff Saylor	Principal	Rt 1 Box 88 Pineville	606-337-7061

Designated the following person(s) as the Title IX coordinator for the district:

Name	Title	Address	Phone
Chester Howard	Director	P.O. Box 340 Pineville	606-337-7051

School personnel are continuing to make periodic reviews of the boys' and girls' athletics program reflected in the Corrective Action Plan.

In addition to the above information, the above referenced school maintains a complete permanent file relative to Title IX records including copies of the self-assessment audit, all corrective action plans, and other related materials.

[Signature]
Principal's Signature

[Signature]
Superintendent Signature

4-14-2008
Date

[Signature]
School Board Chairpersons' Signature

(Send original copy to KHSAA - Maintain duplicate in Title IX school folder)

2007-2008
ACCOMMODATION OF INTERESTS AND ABILITIES
SUMMARY PROGRAM CHART 1

KHSAA
 Form T1
 Rev.12/07

Participation Opportunities Test One

		(Column 1)	(Column 2)	(Column 3)	(Column 4)
	Program	Enrollment	Percentage of Total Enrollment	Number of Interscholastic Participants (double and triple count)	Percentage of Total Participation
Row 1	GIRLS	409	50.8	136	40.7
Row 2	BOYS	396	49.2	198	59.3
Row 3	Totals	805	100%	334	100%

Instructions:

*Number of 8th grade students & below used in Column 3 and Column 4 calculations if applicable: _____

- Determine the total number of girls enrolled, (place in Row 1, Column 1). Determine the total number of boys enrolled, (place in Row 2, Column 1).
- Add the total number of girls and boys enrolled to determine total enrollment, (place in Row 3, Column 1).
- Calculate the percentage of total enrollment that is female. (Divide Row 1, Column 1 by Row 3, Column 1 and place in Row 1, Column 2.) Calculate the percentage of total enrollment that is male. (Divide Row 2, Column 1 by Row 3, Column 1 and place in Row 2, Column 2.) Note: Row 1, Column 2 plus Row 2, Column 2 should total 100%.
- Ask the head coaches to review the most updated eligibility or squad lists for their teams. Ask coaches to confirm the names of those individuals who are on the team as of the first **date of regular season competition**, and cross out the names of those who were cut from the team or quit the team prior to the first regular season competitive event. Determine the total number of interscholastic athletics participants that are girls, (and place in Row 1, Column 3). In order to determine the total number of athletics participants, an individual should be counted each time he or she participates on a team. For example, if Jane Doe competes on the varsity volleyball team, the junior varsity volleyball team, the junior varsity basketball team, and the varsity softball team, she should be counted as four participants (**do not include club or intramural sports participants, cheerleaders, dance teams, or pom squads**). Calculate the same way for boys and girls. * In addition, should 8th grade students and below play on a Freshman, Junior Varsity, or Varsity team, they should also be counted for each team and sport on which they participate. If applicable, please asterisk the above notation as to how many 8th grade students & below are included in the totals.
 Using the same procedure, determine the total number of interscholastic athletic participants that are boys, (and place in Row 2, Column 3). Add Row 1, Column 3 plus Row 2, Column 3 to get total participants and place in Row 3, Column 3.
- Calculate the percentage of female participation. (Row 1, Column 3 divided by Row 3, Column 3 and place in Row 1, Column 4.)
 Calculate the percentage of male participation. (Row 2, Column 3 divided by Row 3, Column 3 and place in Row 2, Column 4.) Note: Row 1, Column 4 plus Row 2, Column 4 should total 100%.

Note: While being within three percent is not a formal compliance standard; if the percent listed in Row 1, Column 4 is within 3% of Row 1, Column 2, then it provides a good target within which compliance is likely.

Principal's Signature: _____

Date: 4/14/08

2007-2008
ACCOMMODATION OF INTERESTS AND ABILITIES
SUMMARY PROGRAM CHART 2


KHSAA
 Form T2
 Rev. 12/07

Participation Opportunities Test Two

		Column 1	Column 2	Column 3	Column 4	Column 5
Program		Number of Teams Currently Offered	Number of Participants	Number of Teams Added Since the beginning of the 2003-2004 School Year	Current Number of Participants for each team added Since the beginning of the 2003-2004 School Year	Percent of Total Participation By Sex Added Since the beginning of the 2003-2004 School Year
GIRLS	Row 1	varsity:	6	84	0	
	Row 2	j.v.:	4	44	0	
	Row 3	frosh:	2	28	0	
	Row 4	total:	12	136	0	0
BOYS	Row 5	varsity:	7	116	0	
	Row 6	j.v.:	3	56	0	
	Row 7	frosh:	2	26	0	
	Row 8	total:	12	198	0	0

- 1) For Column 1, list the number of interscholastic teams offered for girls and boys at each competitive level (varsity, junior varsity, and freshman). For girls, total each of the entries in Rows 1, 2, and 3 into Row 4. For boys, total Rows 5, 6, and 7 into Row 8.
- 2) For Column 2, list the number of participants at each level. For girls, total each of the entries in Rows 1, 2, and 3 into Row 4. For boys, total Rows 5, 6, and 7 into Row 8. **Note:** The totals in Row 4 for girls and in Row 8 for boys must be the same as the totals in Form T-1, Column 3, Rows 1 and 2 respectively.
- 3) For Column 3, list the number of interscholastic teams that have been added in the last five years at each competitive level. Count each team added during the 5 year period only one time. e.g. Girl's junior varsity soccer was added 3 years ago, count the team only once, not 3 times. For girls, total the entries in Rows 1, 2, and 3 into Row 4. For boys, total Rows 5, 6, and 7 into Row 8.
- 4) For Column 4, list the number of participants that are **currently** on each level of the teams that were added in the last five years. If a team was added previously but no longer exists, there are no current participants to be added for that team. For girls, total the entries in Rows 1, 2, and 3 into Row 4. For boys, total Rows 5, 6, and 7 into Row 8.
- 5) For Column 5, calculate the percentage of participants that have been added in the last five years. For girls, take the number in Column 4, Row 4 and divide by the number in Column 2, Row 4. For boys, take the number in Column 4, Row 8 and divide it by the number in Column 2, Row 8.

Note: If the percentage of current participants added in the last five years is 25% or greater, compliance with Test Two may be possible. If less than 25%, then compliance with Test Three should be analyzed. **CAUTION:** 25% is not a formal compliance standard.

Principal's Signature:  Date: 4/14/08

2007-2008
ACCOMMODATION OF INTERESTS AND ABILITIES
SUMMARY PROGRAM CHART 3

KHSAA
 Form T3
 Rev. 12/07


Participation Opportunities Test Three

FOR ANY QUESTION ANSWERED "YES" IDENTIFY THE RESPECTIVE SPORT(S).

	GIRLS (Yes / No)		BOYS (Yes / No)
1. For a sport <u>not</u> currently offered in your interscholastic athletics program, is there sufficient interest to form a viable interscholastic team based on participation on an intramural team.	No		No
2. For a sport <u>not</u> currently offered, is there sufficient interest, based on the responses to your most recent Student Interest Survey, to form a viable interscholastic team for a sport not currently offered. If yes, what sport?	YES No GOLF SOCCER		YES No SOCCER WRESTLING
3. For a sport currently offered at the junior varsity or freshman level is there sufficient interest, based on your most recent Student Interest Survey, to form a varsity team not currently offered?	No		No
4. For a sport currently offered at the varsity level only, is there sufficient interest, based on your most recent Student Interest Survey, to form a viable team for a junior varsity or freshman team that is not currently offered?	No		No
5. If you answered YES to question (1), (2), (3), or (4), are there enough high schools in the geographic area offering the sport (at the appropriate level) to allow for the development of a reasonable schedule of competition?	YES = GOLF = No SOCCER =		YES = SOCCER = No

Plans to Address Interest:

Principal's Signature :



Date:

4/16/01



Resubmitted by school
 Re-Entered - 8-25-11
 Poor

KSAA Form 135
 REV 5/11

SCHOOL YEAR 2007-2008
 ACTUAL EXPENDITURES - PROGRAM COMPARISON CHART 1
 TO INCLUDE BOOSTER CLUB FUNDING

Sports	Expenditures		Expenditures		Expenditures		Expenditures		Expenditures		Expenditures	
	School	Booster	School	Booster	School	Booster	School	Booster	School	Booster	School	Booster
Equipment and Supplies												
Travel												
Awards												
Coaches' salaries (to include supplemental and extended employment; dollar amount required)												
Facilities Improvements												
Publications (if sport-specific)												
G basketball	3908.00	5345.00	1204.00	2281.00	667.00	12000.00	3/3	422.00				3732.00
B basketball	5357.00	425.00	2471.00	400.00	756.00	12000.00	3/3					
G bowling												
B bowling												
G softball	2500.00	3338.00	587.00	819.00	3170.00	4500.00	3/2	3912.00				
B baseball	4578.00	2288.00	1544.00	5876.00	871.00	4500.00	2/2	25602.00				
G cross country	18.00	148.00	532.00	431.00	328.00	213.00	1/1	35.00				
B cross country	18.00	148.00	532.00	431.00	328.00	213.00	1/1	35.00				
G golf												
B golf	173.00					1500.00	1/1					
G soccer												
B soccer												

- Total expenditures on T-35 and T-36 on the current annual report should reflect the total monies spent (rounded off to nearest dollar) for the previous school year.
- Booster Club Funding/Contributions must be included in the above expenditures total. (Note: It is illegal for coaches to be paid by Booster Clubs - Reference KHSAA Bylaw 27)

Principal's Signature: _____

Date: _____



**SCHOOL YEAR 2007-2008
ACTUAL EXPENDITURES - PROGRAM COMPARISON CHART 2
TO INCLUDE BOOSTER CLUB FUNDING**

*Resubmitted by School
Re Entered 8-25-11
Bry*

KHSAA Form 136
REV 5/11

Sports	Expenditures		Expenditures		Expenditures		Expenditures		Expenditures		Expenditures		Expenditures	
	School	Booster	School	Booster	School	Booster	School	Booster	School	Booster	School	Booster	School	Booster
Equipment and supplies														
Travel														
Awards														
Coaches' salaries (to include supplemental and extended employment; dollar amount required)														
# Coaches for all levels / # Teams for all levels														
Facilities improvements														
Publications (if sport-specific)														
G swimming														
B swimming														
G track	954.00	148.00	962.00	431.00	66.00	213.00	2250.00	2/1						
B track	954.00	148.00	962.00	431.00	66.00	213.00	2250.00	2/1						
G tennis	242.00		554.00				1500.00	1/1						
B tennis	242.00		554.00				1500.00	1/1						
G volleyball	340.00	1081.00	817.00		150.00	709.00	4500.00	2/2						
B wrestling														
G (list sport)														
B (list sport)														
B football	18687.00	2639.00	2589.00		484.00	2247.00	21500.00	8/3	1450.00					

- Total expenditures on T-35 and T-36 on the annual report should reflect the total monies spent (rounded off to nearest dollar) for the previous school year.
- Booster Club Funding/Contributions must be included in the above expenditures totals. Indicate percentage of total expenditures for each gender. (If disparities are obvious, list on your Corrective Action Plan (T-60) what action you will take to correct the problem.)

Gender	Expenditures	Percentage
Boys	\$ 128,442.00	66 (59) (649)
Girls	\$ 65,507.00	35 (41) (289)
Total:	\$ 194,949.00	100%

Principal Signature: _____ Date: _____

2007-2008 KHSAA TITLE IX ATHLETICS AUDIT

Checklist - Overall Interscholastic Athletics Program

DIRECTIONS:

For the Areas of Compliance (Opportunities and Benefits) listed on the left hand side of the page, place a checkmark under the appropriate column identifying whether your school provided an advantage to the Girls' Program, or to the Boys' Program or to Neither Program. A review of T-35 and T-36 spending patterns might be helpful in completing this form.

ADVANTAGE TO:			
Areas of Compliance:	GIRLS' PROGRAM	BOYS' PROGRAM	NEITHER PROGRAM
OPPORTUNITIES			
Accommodation of Interest and Abilities	X	X	X
BENEFITS			
Equipment and Supplies			X
Scheduling of Games and Practice Time			X
Travel and Per Diem Allowances			X
Coaching			X
Locker Rooms, Practice and Competitive Facilities			X
Medical and Training Facilities and Services			X
Publicity			X
Support Services			X
Athletic Scholarships			X
Tutoring			X
Housing and Dining Facilities and Services			X
Recruitment of Student Athletes			X

If an advantage is shown, corrective action should be shown on T-60 (Corrective Action Plan).

Principal's Signature: *[Signature]* Date: 4/14/08

SCHOOL NAME

Bell County High School

2007-2008

TITLE IX

CORRECTIVE ACTION PLAN

KHSAA
Form 160
Rev. 12/07

DIRECTIONS:

1. For Column 1, indicate the intended area (Opportunities or Benefits) which needs corrective action in order to achieve gender equity. For Column 2, write the suggested change or activities that will correct the area in need of alteration. For Column 3, include the estimated completion date for the changes or activities.
2. It is possible to attain compliance with Title IX and no longer need "corrective" action. However, the KHSAA strongly encourages compliant schools to identify items for improvement (Column 1), activities to accomplish the improvement (Column 2) and a timetable for completion (Column 3) that will strengthen the athletic program.
3. You may copy this form as needed. Please attach corrective action plans along with audit forms and submit by April 15, 2008.

COLUMN 1	COLUMN 2	COLUMN 3
ITEM FOR CORRECTION/ IMPROVEMENT	SUGGESTED CHANGE/ ACTIVITIES	TIME TABLE FOR CORRECTIVE ACTION/ AND OR COMPLETION DATE
Bell County Board needs to renew the 3-yr Facility Plan.	Track, Resource, Football Press Box Girls Softball Field at Middle School <i>Don't know how been called by sunset field</i>	At this time the Bell Co. Board has taken
Continue pushing feeder programs in our middle schools for Volleyball, Tennis, Track, Etc.	Have instrumental programs with High School help.	Feeder Program in place are Elementary Volleyball, Summer Tennis and Elementary Track.
Need to work with Bell Co. Board on coaches salaries for Head Coach and Assistant Coaches.	Show the comparisons to Bell County Board that our coaches salaries are behind salaries compared to other schools in the area.	There has been no action taken on salaries for Head and Assistant Coaches

Principal's Signature:

[Handwritten Signature]

Date:

7/14/08



**2007-2008 INTERSCHOLASTIC
ATHLETICS SURVEY**
Summary of Student Responses

KHSAA
Form T63
Rev.12/07

School Name: Bell County High School
 Enrollment (9-12 Grade): (SHOULD AGREE WITH FORM T-1, COLUMN 1, ROW 3)
 Number of 9-11 Grade Students Surveyed: 449
 Number of 8th Grade Students Surveyed: 210
 Date: 4-11-08
 Completed By: Dudley Hilton

Instructions:

1. Summarize the Student Athletics Interest Surveys Form T-61 by listing the total number of responses on the line next to each sport.
2. Under the Other Category please provide a listing of the sports as well as the number of students who are interested in participating.
3. Please sign and date this Summary Form (T-63) and mail this Summary Form only to the KHSAA by April 15, 2008. Do not mail the student surveys (Form T-61). However, these Forms should be maintained in your files in the event they are requested subsequently.

92%

659 Number of Surveys
641 Total Returned (*A minimum of 80% return is expected*)
9-11 / 8th Grades Surveyed (*Should be grades 9-11 and 8th grade if school has a feeder system*)

How Was The Survey Administered? Homerooms by Teacher
 (e.g. was it given in all English classes, or all home rooms, or advisee/advisor?)

KHSAA Sanctioned Fall Sports (*List Total Number of Participation Responses*)

13 Cross Country (Girls)
22 Cross Country (Boys)
131 Football (Boys)
10 Golf (Girls)
25 Golf (Boys)
55 Soccer (Girls)
35 Soccer (Boys)
78 Volleyball (Girls)

Winter Sport (List Total Number of Participation Responses)

Form T-63
Rev. 12/07

- 74 Basketball (Girls)
- 97 Basketball (Boys)
- 38 Indoor Track (Girls)
- 22 Indoor Track (Boys)
- 72 Swimming & Diving (Girls)
- 39 Swimming & Diving (Boys)
- 71 Wrestling (Boys)

Spring Sport (List Total Number of Participation Responses)

- 79 Baseball (Boys)
- 85 Fast Pitch Softball (Girls)
- 43 Tennis (Girls)
- 50 Tennis (Boys)
- 43 Track (Girls)
- 36 Track (Boys)

Non-KHSAA Championship Sports (From Student Survey T-61 Question 10)

- 161 Archery
- 22 Field Hockey
- 161 Bowling
- 33 Gymnastics (Boys)
- 39 Gymnastics (Girls)
- 27 Ice Hockey
- 31 Lacrosse (Boys)
- 30 Lacrosse (Girls)
- 47 Rifle
- 18 Rodeo
- 41 Slow Pitch Softball
- 26 Volleyball (Boys)
- 0 Water Polo
- 115 Weightlifting

Number of Students who participate in Intramural Sports
(From Student Survey T-61 Question 5)

<u>Sport</u>	<u>Number</u>
Basketball	18
Softball	15

List Intramural Sports students are interested in adding:
 (From Student Survey T-61 Question 6)

Form T-63
 Rev. 12/07

<u>Sport</u>	<u>Number</u>
Basketball	110
Pool	49
Volleyball	25

Participation in Non-School Sports Activities
 (From Student Survey T-61 Question 7)


<u>Sport</u>	<u>Number</u>
Basketball	83
Dirt Bike	22

Reasons for not participating in interscholastic athletics
 (From Survey Question 8)

- 69 I prefer other activities such as band, chorus, etc.
- 154 I don't have time
- 27 The practice schedules and game times are inconvenient
- 59 The sport I like isn't offered
- 38 It's too expensive
- 26 I prefer to participate in club or intramural sports
- 51 Working
- 98 Other:

Student Suggestions to encourage participation

- More Sports
- Run Buses
- Have During School
- Cut expense


 Principal's Signature

4/14/08
 Date

**2007-2008
ACCOMODATION OF INTERESTS AND ABILITIES
SUMMARY PROGRAM CHART 4**

Levels of Competition Test One

		Column 1	Column 2	Column 3
Girls	Team Levels	Number of Teams Currently Offered	Number of Participants	Percentage of Participants at Each Level
Row 1	varsity:	6	84	62%
Row 2	j.v.:	3	44	32 %
Row 3	frosh:	1	8	6 %
Row 4	total:		136	100%
Boys				
Row 5	varsity:	7	116	59
Row 6	j.v.:	3	56	28
Row 7	frosh:	2	26	13
Row 8	total:		198	100%

- 1) Column 1, list the number of interscholastic teams offered for girls and boys at each competitive level; varsity, junior varsity, and freshman. (Refer to Form T-2, Accommodation of Interests and Abilities, Summary Program Chart 2, Column 1.)
- 2) For Column 2, list the number of participants at each level. For girls, total the entries in Rows 1, 2, and 3 into Row 4. For boys, total the entries in Rows 5, 6, and 7 into Row 8. (Refer to Form T-2, Accommodation of Interests and Abilities, Summary Program Chart 2, Column 2.)
- 3) For Column 3, calculate the percentage of female and male participants at each level.
 For girls' varsity, junior varsity, and frosh, respectively:
 Divide Column 2, Row 1 by Column 2, Row 4, and place the percentage in Column 3, Row 1
 Divide Column 2, Row 2 by Column 2, Row 4, and place the percentage in Column 3, Row 2.
 Divide Column 2, Row 3 by Column 2, Row 4, and place the percentage in Column 3, Row 3.

 For boys' varsity, junior varsity, and frosh, respectively:
 Divide Column 2, Row 5 by Column 2, Row 8, and place the percentage in Column 3, Row 5.
 Divide Column 2, Row 6 by Column 2, Row 8, and place the percentage in Column 3, Row 6.
 Divide Column 2, Row 7 by Column 2, Row 8, and place the percentage in Column 3, Row 7.

Principal's Signature: Jeff Snyper Date: 4/14/08

**2007-2008
ACCOMMODATION OF INTERESTS AND ABILITIES
SUMMARY PROGRAM CHART 3**

KHSAA
Form T3
Rev. 12/07

Participation Opportunities Test Three

FOR ANY QUESTION ANSWERED "YES" IDENTIFY THE RESPECTIVE SPORT(S).

	GIRLS (Yes / No)		BOYS (Yes / No)
1. For a sport <u>not</u> currently offered in your interscholastic athletics program, is there sufficient interest to form a viable interscholastic team based on participation on an intramural team.	No		No
2. For a sport <u>not</u> currently offered, is there sufficient interest, based on the responses to your most recent Student Interest Survey, to form a viable interscholastic team for a sport not currently offered. If yes, what sport?	Yes Golf Soccer		Yes Golf Wrestling
3. For a sport currently offered at the junior varsity or freshman level is there sufficient interest, based on your most recent Student Interest Survey, to form a varsity team not currently offered?	No		No
4. For a sport currently offered at the varsity level only, is there sufficient interest, based on your most recent Student Interest Survey, to form a viable team for a junior varsity or freshman team that is not currently offered?	No		No
5. If you answered YES to question (1), (2), (3), or (4), are there enough high schools in the geographic area offering the sport (at the appropriate level) to allow for the development of a reasonable schedule of competition?	Yes Golf Soccer		Yes Soccer

Plans to Address Interest:

Girl's golf is a sport that we currently offer. We have organizational meetings every spring to identify girls that may want to participate and distribute information concerning the beginning of practice. It seems that a few girls generally attend the meeting, but never come out for the team when practice starts. Our coach stays in contact with the local golf professional trying to identify girls that actually play or participate in the local First Tee Program.

As for soccer, BCHS has no plans to offer boy's or girl's soccer in the near future. This is not the first time we have had students indicate that they were interested in soccer. We have conducted organizational meetings in the past and the number of students attending the meeting never matches the survey results. Since we already have a struggling volleyball program and with athletic finances as they are, it is not in the best interest of our sports program to take on new activities at this time.

Principal's Signature: Jeffery S. V. **Date:** 5/2/08

5/13/08
Panna Blahut
Principal
in soccer
meeting
few girls
participated

Bell County High School

Route 1, Box 88
PINEVILLE, KENTUCKY 40977

May 2nd, 2008

To: Martha Mullins, KHSAA

RE: Expenditure Comparisons


We have checked Form T-36 three times and we are getting the same total that was recorded on the original documentation sent to your office. If our numbers were correct, it would result in an expenditure of \$635 per male athlete. This would still not meet the guideline established by the KHSAA.

Regardless of the total calculation, the differential between the expenditures for male and female athletes is over \$100. This is the result of expenditures that occurred in the current renovation of the high school baseball field.

There has been no major renovation of that facility since it was built in 1984. The high school softball complex was completed in the late 1990's and that facility, even though it is located off campus at the old high school site, was far superior to our baseball/tennis complex. (If you remember, you toured the softball facility with Mr. Hilton and myself during your last visit to our school.) If you deduct that expenditure from the total expenditures for male athletes, you will see that the difference is less than \$100 per student athlete (\$454 vs. \$526).

Due to this fact we contend that there has not been a significant advantage given to boys over girls in the area of facility improvement and believe that Form T-41 has been completed correctly as submitted. When we report facility improvements next year, you will see major renovations to our gymnasium, which of course is the home of our basketball and volleyball programs. It just happened that the expenditures for the FY 2007 school year were mainly on a boy's facility.

Principal's Signature



Date

5/2/08

2007-2008 KHSAA TITLE IX ATHLETICS AUDIT

KHSAA
Form T41
Rev. 12/07


Checklist - Overall Interscholastic Athletics Program

DIRECTIONS:

For the Areas of Compliance (Opportunities and Benefits) listed on the left hand side of the page, place a checkmark under the appropriate column identifying whether your school provided an advantage to the Girls' Program, or to the Boys' Program or to Neither Program. A review of T-35 and T-36 spending patterns might be helpful in completing this form.

Areas of Compliance:	ADVANTAGE TO:		
	GIRLS' PROGRAM	BOYS' PROGRAM	NEITHER PROGRAM
OPPORTUNITIES			
Accommodation of Interest and Abilities			X
BENEFITS			
Equipment and Supplies			X
Scheduling of Games and Practice Time			X
Travel and Per Diem Allowances			X
Coaching			X
Locker Rooms, Practice and Competitive Facilities			X
Medical and Training Facilities and Services			X
Publicity			X
Support Services			X
Athletic Scholarships			X
Tutoring			X
Housing and Dining Facilities and Services			X
Recruitment of Student Athletes			X

If an advantage is shown, corrective action should be shown on T-60 (Corrective Action Plan).

Principal's Signature:  Date: 4/14/08

Bell County High School

Route 1, Box 88
PINEVILLE, KENTUCKY 40977

May 2nd, 2008

To: Martha Mullins, KHSAA


RE: Form T-60

I have enclosed minutes from the last two gender equity meetings which indicate that the school is well aware of the need to update all facilities, not just the relocation of the girl's softball complex. I have spoken to members of this committee and we agree that the wording found in the status report that states, "the long standing need to provide an adequate softball field," does not truly represent the facility in question. The major problem with this facility is not the condition it is in, but where it is located. Future plans do call for the construction of a new facility. Preliminary architectural drawings have already been rendered and cost estimates have been determined for the renovation of the football/track complex and the new construction of the softball/football complex and auxiliary gymnasium.

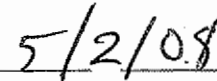
The Bell County School System has spent over \$500,000 during the past three years updating our athletic facilities and there is a concern about the future of any renovations during the next few years. Our system is facing a budget shortfall of almost a million dollars during the next two years, and the board has taken aggressive steps to cut over \$600,000 of expenditures next fiscal year. This includes the loss of approximately 25 certified and classified jobs this coming school year.

The superintendent and members of the board are aware and concerned with the issue of athletic facilities and programs provided by our school system. The committee has asked that they look at options on renewing the Three Year Athletic Facilities Plan that expires at the end of this fiscal year. As you can see they are in a tough place, but they are working on the budget this spring and hopefully some revenue can be found to continue the work they started three years ago. Until there is further action by the board, it is impossible to list any actions that may occur.

Principal's Signature



Date



Title IX
Gender Equity Meeting Minutes
Wednesday, April 16th, 2008
BCHS School Cafeteria

Members Present:

Jeff Saylor	Principal	Dudley Hilton	AD
Jeff Brock	Coach	Jim Hobbs	Parent (Representing Track)
		George Thompson	Superintendent

Minutes from the February 20, 2008 meeting were accepted as written.

Spring sports participation numbers: Update given within Title IX report

Committee presented with a copy of 2008 Title IX Report that was sent to the KHSAA yesterday.

Old Business:

Concession and bathroom project for the baseball/tennis complex has been tabled by the board of education due to the expense of the project.

BCHS SBDM Council will be making a proposal for consideration by the board concerning a more equitable pay scale for coaches. This will be the fourth straight year this proposal has been presented.

No other discussion of old business.

New Business:

The board needs to consider amendments/additions to the Three Year Facility Plan to allow for continued needed improvements for our athletic facilities. Previous cost estimates for repair of facilities were severely under funded and a new proposal needs to be in place for the 2008 – 2009 school year.

Relocation plans for the new softball/football complex were discussed. At this time there has been no word on funding from the federal government. Several equity issues were discussed. Mr. Thompson will explore avenues to correct any deficiencies.

Committee discussed possible renovation of track facility. Mr. Thompson will be exploring ways to address the concerns expressed and develop a plan to immediately correct these problems due to the possible liability issues that may arise.

No new business was discussed.

Next meeting Date will be during September 2008 in the BCHS Cafeteria.

Title IX
Gender Equity Meeting Minutes
February 20, 2008
School Cafeteria

Members Present:

Jeff Saylor	Principal	Dudley Hilton	AD
Jeff Brock	Coach	Darrell Lowe	Parent

Minutes from the September 20, 2007 meeting were accepted as written.

Female participation numbers: Update given on current numbers in all spring sports.

Members discussed FY08 Corrective action plan. Since there has been no action taken by the board of education in most of these areas, the committee decided that all activities remain for the FY09 plan along with any additional activities.

Old Business:

Concession and bathroom project for the baseball/tennis complex has been sent to the architect for cost estimates.

BCHS SBDM Council will be making a proposal for consideration by the board concerning a more equitable pay scale for coaches. This will be the fourth straight year this proposal has been presented.

Relocation plans for the new athletic complex were discussed. At this time there has been no word on funding from the federal government.

New Business:

The board needs to consider amendments/additions to the Three Year Facility Plan to allow for continued needed improvements for our athletic facilities. Previous cost estimates for repair of facilities were severely under funded and a new proposal needs to be in place for the 2007 – 2008 school year.

There was much discussion concerning the lack of progress with renovations and relocation of our athletic facilities. Progress has been slow and financial support has not been provided at the required levels to complete projects. The completion of the baseball stadium, renovation of the track and field facility, relocation of the softball/football complex to Bell Central as well as updates to the football stadium and practice fields should be given careful consideration. The committee understands that finances are tight, but we also realize that the patience of our student athletes and parents are wearing thin. The committee request representation from the district office at the next meeting in order to determine what further action needs to be taken.

Committee discussed upcoming deadline for Title IX Audit Report due April 15th. Information concerning participation numbers and finances will be discussed at this time.

Next meeting Date will be on April 15th, 2008 in the BCCHS Cafeteria.

SCHOOL NAME

Bell County High School

2007-2008

TITLE IX

CORRECTIVE ACTION PLAN

KHSAA Form 160 Rev. 12/07

DIRECTIONS:

1. For Column 1, indicate the intended area (Opportunities or Benefits) which needs corrective action in order to achieve gender equity. For Column 2, write the suggested change or activities that will correct the area in need of alteration. For Column 3, include the estimated completion date for the changes or activities.
2. It is possible to attain compliance with Title IX and no longer need "corrective" action. However, the KHSAA strongly encourages compliant schools to identify items for improvement (Column 1), activities to accomplish the improvement (Column 2) and a timetable for completion (Column 3) that will strengthen the athletic program.
3. You may copy this form as needed. Please attach corrective action plans along with audit forms and submit by April 15, 2008.

COLUMN 1 ITEM FOR CORRECTION/ IMPROVEMENT	COLUMN 2 SUGGESTED CHANGE/ ACTIVITIES	COLUMN 3 TIME TABLE FOR CORRECTIVE ACTION/ AND OR COMPLETION DATE
Bell County Board needs to renew the 3-yr Facility Plan.	Track Resurface, Football Press Box Girls Softball Field at Middle School. <i>Drawing room in basement add @ summer site, for principal</i>	At this time the Bell Co. Board has taken no action on renewing the facility plan.
Continue pushing feeder programs in our middle schools for Volleyball, Tennis, Track, Etc.	Have instrumental programs with High School help.	Feeder Program in place are Elementary Volleyball, Summer Tennis and Elementary Track.
Need to work with Bell Co. Board on coaches salaries for Head Coach and Assistant Coaches.	Show the comparisons to Bell County Board that our coaches salaries are behind salaries compared to other schools in the area.	There has been no action taken on salaries for Head and Assistant Coaches.

Principal's Signature:

[Handwritten Signature]

Date:

4/14/08

Cornie Shalof
(cell) 333-3460
(H) 263-8851

Discussed
11/10/02
off school
10/11/02
as a
to all
among

Willie Arday in the Schools
NAS P Program
Mathew Spivey, G.

46 states

7-8 foreign countries

Connecting to love

4th - 12th

4th Certificate level

Olympic target reading

KHSAA

Jenny Richardson

Math teacher in
Whitley Co.

~~Call metalist~~

(606) 524-3687 (cell)

